

Louca Mee

Creative Direction
Canada

View the full portfolio at <http://www.thecreativefinder.com/loucamee>

Professional Experience and Curriculum Vitae

Starting as a creative lead designer and illustrator in Montreal fashion industry, I am flying to Los Angeles to become a graphic team department inspiration and production manager in a multi-disciplinary Architecture firm to then traveling a while from Vancouver to New Zealand, Japan, Thailand and back to Montreal as a Creative director freelancer. I am now ready to embrace ambitious visions and offers.

Graphic designer, Illustrator, print production manager, creative director, film maker, web design, clients pitch, project coordination, creative team leading and an awesome skier. My visual experience and technical knowledge can creatively apply to any visual projects.

I am also inviting you to visit my portfolio at <http://loucamee.com/>

Previous Clientele

TXT Carbon, Jacob, KAA Design Group, Service d'électro-thérapie, Electro-Medic, Haut de vie,

Awards and Accolades

<https://ca.linkedin.com/in/louca>


Awards and Accolades

Please kindly get in touch for more information.

Louca Mee

Creative Direction
Canada

View the full portfolio at <http://www.thecreativefinder.com/loucamee>



15b Lloyd Road Singapore 239098 (co. reg. 201004398N)
helpdesk 656.227.2902, fax 656.227.0213

Louca Mee

Creative Direction

Canada

View the full portfolio at <http://www.thecreativefinder.com/loucamee>



15b Lloyd Road Singapore 239098 (co. reg. 201004398N)
helpdesk 656.227.2902, fax 656.227.0213

Louca Mee

Creative Direction
Canada

View the full portfolio at <http://www.thecreativefinder.com/loucamee>



15b Lloyd Road Singapore 239098 (co. reg. 201004398N)
helpdesk 656.227.2902, fax 656.227.0213

Louca Mee

Creative Direction
Canada

View the full portfolio at <http://www.thecreativefinder.com/loucamee>



ElectroMedic

Date / /

Nom _____

Adresse _____

Dx : _____ No de Dossier _____

REBOURSBABLE PAR
 CSST SAAQ ASSURANCES PRIVÉES

Location d'un TENS pour 3 mois

Achat d'un TENS

Électrodes Autocollantes

Signature du Médecin _____

STIMULE et SOULAGE
L'EXPÉRIENCE DU MOUVEMENT

 T 450 951 4251 1 855 230 6334 info@electromedic.ca
388 Balmville-est S 700 Ste-Thérèse Cc JTE 1N4 electromedic.ca

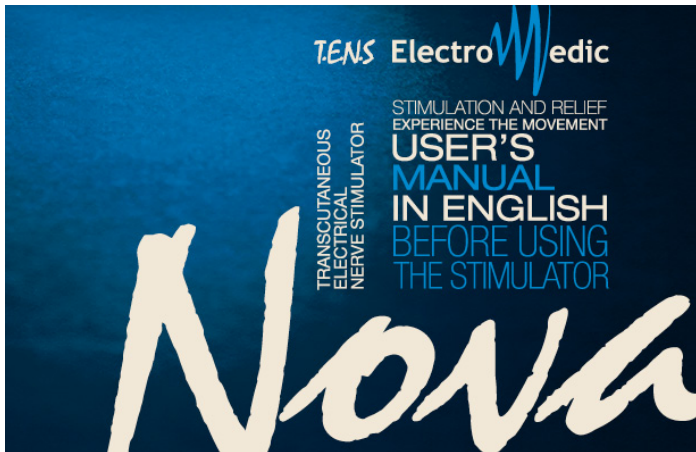
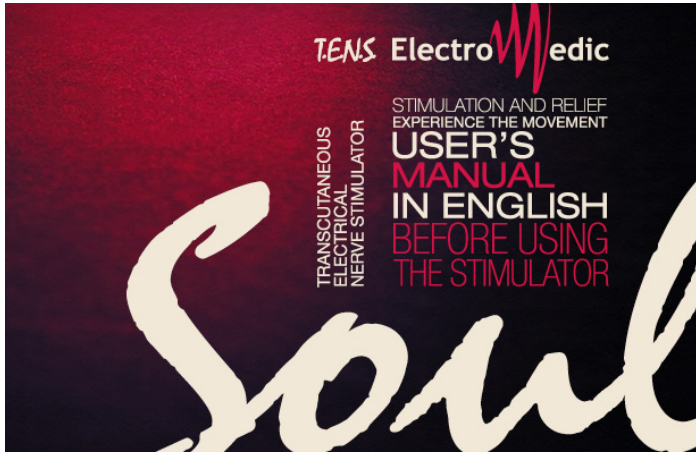


15b Lloyd Road Singapore 239098 (co. reg. 201004398N)
helpdesk 656.227.2902, fax 656.227.0213

Louca Mee

Creative Direction
Canada

View the full portfolio at <http://www.thecreativefinder.com/loucamee>



1 INTRODUCTION BEFORE USING THE STIMULATOR

1.1 About Nova, Soul, NovaNova™ & Transcutaneous Electrical Nerve Stimulation
1.2 Medical Contraindications, Usage and Safety of Neurostimulation
1.3 Basic Information: Medical Indications, Contraindications, Precautions, Warnings, Side Effects

2 INTRODUCING THE DEVICE

2.1 Equipment and Accessories
2.2 Device Sub-Function, Use, Pre-Programmed Settings
2.3 About Functions
2.4 Device Indicators

3 ASSEMBLY INSTRUCTIONS

3.1 Electrical, Assembly, Application, Connection, and Engagement
3.2 Safety: Handling of Program, Loading/Changing, Handling, Treatment Time
3.3 Operating Instructions
3.4 Care and Maintenance
3.5 Note of Program, Configuration and Customization
3.6 Charge Management: Full Charge, Battery Management, Battery Charger

4 MAINTENANCE AND CLEANING

5 WARRANTY

6 DOCUMENTATION HISTORY

7 CHOOSING APPROPRIATE ELECTRODES, FUNCTIONS

BEFORE USING THE STIMULATOR A CONCEPT ACCESSIBLE TO ALL INTRODUCTION



2 INTRODUCING THE DEVICE 2.1 EQUIPMENT AND ACCESSORIES



2.2 SPECIFICATIONS

ELECTRICAL SPECIFICATIONS

- Fully programmable channels
- Channels operate at 0 to 1000Hz
- Stimulation current up to 100mA
- Stimulation pulse width up to 200µs
- Pulse width 100µs
- Frequency and the pulse width are adjustable on all programs

TENS SAFETY CLASSIFICATIONS

ANSI/AAMI Z385.1 TYPE B APPROVED, NOT SUITABLE FOR:
• Operation of a hazardous environment with an oxygen or nitrous oxide

CHOICE OF 14 PRE-PROGRAMMED SETTINGS


1. Constant	8. Sensory Program
2. Motorize From Sensory	9. Distraction Treatment
3. Motorize From Pain	10. Constant Intermittent
4. Motorize From Pain	11. Constant Intermittent
5. Motorize From Pain	12. Constant Program 1
6. Motorize From Pain	13. Constant Program 2
7. Massage	14. Constant Program 3

Louca Mee

Creative Direction

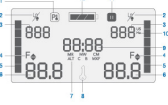
Canada

View the full portfolio at <http://www.thecreativefinder.com/loucamee>



KEYPAD FUNCTIONS 2.3

- 1 INCREASE**: Press and hold to increase intensity of all right channels. (Intensity indicator will be displayed.)
- 2 DECREASE**: Press and hold to decrease intensity of all or right channels. (Intensity indicator will be displayed.)
- 3 ON/OFF BUTTON**: Turn the device on or off. Press and hold to turn the device on or off. Press and hold to turn the device on or off.
- 4 PROGRAM SELECTION**: Press and hold to select a program. Press and hold to select a program. Press and hold to select a program.
- 5 SELECTION**: Press and hold to select a program. Press and hold to select a program. Press and hold to select a program.
- 6 TIMER**: Press and hold to select a program. Press and hold to select a program. Press and hold to select a program.
- 7 PROGRAM SELECTION**: Press and hold to select a program. Press and hold to select a program. Press and hold to select a program.
- 8 INTENSITY**: Press and hold to select a program. Press and hold to select a program. Press and hold to select a program.
- 9 CHANNEL #2 INPUT**: Press and hold to select a program. Press and hold to select a program. Press and hold to select a program.
- 10 CHANNEL #1 INPUT**: Press and hold to select a program. Press and hold to select a program. Press and hold to select a program.



LCD SCREEN INDICATORS 2.4

- 1 PROGRAM LOCK**: Program may not be modified.
- 2 LOCK CIRCLET**: Program may be deactivated, in other possible position.
- 3 PROGRAM NUMBER**: The program number is displayed.
- 4 INTENSITY INDICATOR**: The intensity indicator is displayed.
- 5 INTENSITY**: The intensity indicator is displayed.
- 6 INTENSITY**: The intensity indicator is displayed.
- 7 INTENSITY**: The intensity indicator is displayed.
- 8 INTENSITY**: The intensity indicator is displayed.
- 9 INTENSITY**: The intensity indicator is displayed.
- 10 INTENSITY**: The intensity indicator is displayed.
- 11 INTENSITY**: The intensity indicator is displayed.
- 12 BATTERY STATUS**: The battery status is displayed.

3 DEVICE SETUP

3.1 ASSEMBLY

A CONNECTING THE ELECTRODES TO THE DEVICES

B APPLY THE ELECTRODES TO THE SKIN

C CONNECT EACH WIRE INTO THE APPROPRIATE INPUT CHANNEL ON TOP OF DEVICE

D TURN ON THE DEVICES BY PRESSING THE ON/OFF KEY

3.2 SETTINGS MODIFYING A PROGRAM

TO MODIFY A PROGRAM

TO LOCK A PROGRAM

TO MODIFY THE TREATMENT TIME (0-90 MINUTES)

POSSIBLE PROGRAMS AND CONFIGURATIONS

PROGRAM	NO.	AMPLIFIED LINE	TIMER (MIN)	MODE	FXD
P1	80	100	30	0	0
P2	80	100	30	0	0
P3	80	100	30	0	0
P4	80	100	30	0	0
P5	80	100	30	0	0
P6	80	100	30	0	0
P7	80	100	30	0	0
P8	80	100	30	0	0
P9	80	100	30	0	0
P10	80	100	30	0	0
P11	80	100	30	0	0
P12	80	100	30	0	0
P13	80	100	30	0	0
P14	80	100	30	0	0

LEXICON

- Amplitude: Strength of the electrical current.
- Frequency: The number of times the electrical current repeats itself per second.
- Intensity: The strength of the electrical current.
- Mode: The type of electrical current used.
- FXD: Fixed or variable frequency.

PROGRAMS #6, #9 and #10 PROCEDURE

CUSTOMIZING & PERSONALIZING

1 FIRST STEP PROGRAMMING CHANNEL #1

2 YOU ARE NOW READY FOR THE SECOND STEP - PROGRAMMING CHANNEL #2

LI-ION BATTERY

- Charging longer than 4-5V.
- Rechargeable Cell battery: 3.7V/300mAh.

CAUTION

- Do not short-circuit.
- Do not use the device on high temperature.
- Do not use the device on dry skin.

CHARGER CLASSIFICATIONS

TROUBLESHOOTING

3.8

4 WARRANTY

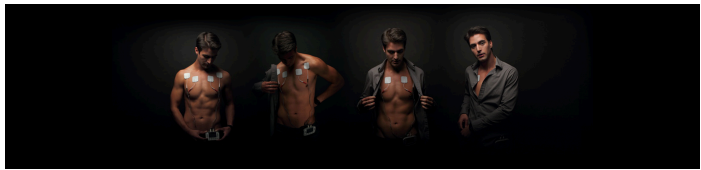
5

MAINTENANCE

THE DEVICE

ELECTRODES

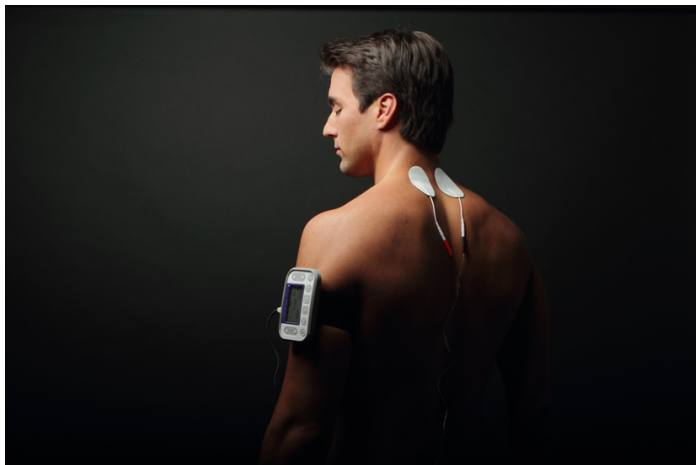
WARRANTY



Louca Mee

Creative Direction
Canada

View the full portfolio at <http://www.thecreativefinder.com/loucamee>



15b Lloyd Road Singapore 239098 (co. reg. 201004398N)
helpdesk 656.227.2902, fax 656.227.0213

Louca Mee

Creative Direction
Canada

View the full portfolio at <http://www.thecreativefinder.com/loucamee>



Louca Mee

Creative Direction
Canada

View the full portfolio at <http://www.thecreativefinder.com/loucamee>

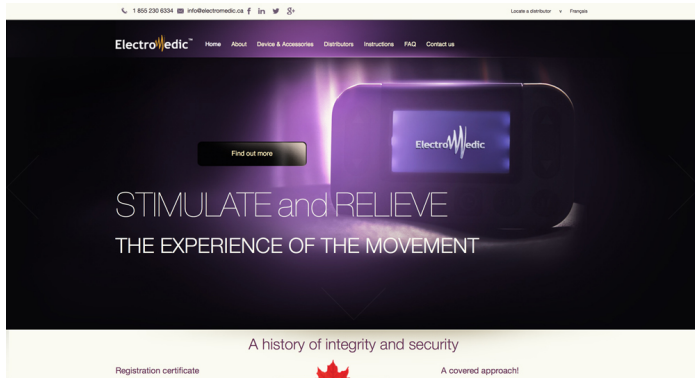


15b Lloyd Road Singapore 239098 (co. reg. 201004398N)
helpdesk 656.227.2902, fax 656.227.0213

Louca Mee

Creative Direction
Canada

View the full portfolio at <http://www.thecreativefinder.com/loucamee>



15b Lloyd Road Singapore 239098 (co. reg. 201004398N)
helpdesk 656.227.2902, fax 656.227.0213